

Composition 102




Foreground Interest

In photography, the foreground is the part of the photography subject that's closest to the camera. The foreground serves as the introduction to a larger image. It sets the stage for the rest of the photo. The foreground is the first element to grab a viewer's attention, leading their eyes right into a scene.

Framing



Framing is a photography compositional technique that isolates a subject using elements within a scene as a frame. For example, you might place your subject so that they're surrounded by a window, or leafy branches. In other words, it's including a frame within your image to direct the viewer's eye to your subject.

While the concept is sometimes taken quite literally, with an actual photo frame introduced into the image, frames can be created from just about anything— nature, architecture, color, light. The list goes on.



Fill the Frame

Filling The Frame simply means to fill your photograph with more of the subject. So instead of having negative space, or worrying about composition, you're going to get closer {that's where your feet come in, WALK, move closer} and snap it a little closer up. It fills up the whole photograph. This means that you're removing any distractions.



Patterns, Repetition & Texture

Patterns are visually appealing and suggest balance and harmony. Repetition of elements can have the same effect. Adding textures can also create an attractive composition. You will score a great shot when you combine all 3: patterns, repetition and texture.

©Ron Goldman