

HOW TO PHOTOGRAPH

BIRDS AND THEIR ENVIRONMENT



PHOTZY.COM

Like virtually all wildlife, birds are often camouflaged and don't necessarily want to be seen -by you or any predator. You will need to learn where to look for the bird that you want to photograph. You will also need to hone your skills in spotting them within their environment using stealth. Developing your bird identification skills is also crucial.

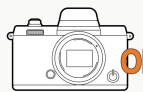
Perfect to print A5 size
14cm x 21cm
5.83" x 8.27"

GEAR UP


CAMERA



DSLR or mirrorless with Full Frame sensor



DSLR or mirrorless with APS-C sensor

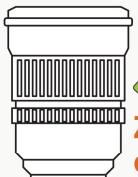


Smartphone camera
OK depending upon distance

Camera considerations:

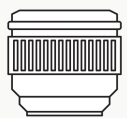
- Interchangeable lenses
- Excellent higher ISO capability

LENS



Zoom lens considerations:

- Focal length range
150 – 600mm ✓
100 – 400mm ✓
70 – 200mm OK
- Maximum aperture f/5.6 +
- Weight and length
- Tripod collar



Prime lens considerations:

- Focal length range
100-400mm DEPENDING UPON DISTANCE
- Maximum aperture f/5.6 +



SET IT UP

File format



ISO setting
ADJUST AS NECESSARY



Metering Mode

Center-weighted OK

Matrix/Evaluative ✗

Spot ✓

Drive Mode



Shooting Mode

S/Tv OK
SUITABLE FOR LOW LIGHT

M ✓

A/Av OK

Focus Mode

Manual Focus ✓

Focus Points



SMALL CENTRAL CLUSTER

White Balance



IF THE BIRD IS IN HEAVY SHADE, DON'T USE AWB

Shutter Speed: Min. 1/125th | Recommended: 1/180th+

Image Stabilization: On UNLESS ON A TRIPOD

Aperture: f/2.8 – f/8

Back Button Focus: Recommended IF USING AUTOFOCUS



SHOOT IT

PC: Tobie Schalkwyk



PRO TECHNIQUE 1:

Camera positioning and the Sun
Put the Sun to your back or within a 90-degree angle to your bird's location on the camera side.



PRO TECHNIQUE 2:

Seek a camera position at the same elevation as your subject

When possible, try not to be looking up at the bird. An eye-level camera position is always best.



PRO TECHNIQUE 3:

Stealth is essential

Avoid bright colored or reflective clothing. Use a camouflage sleeve on your lens and camera. Silence phones and any camera function alerts.



✓ Recommended

OK Acceptable

✗ Not Recommended

! Not unless experienced